



# **Unveiling the Power of DRGR Analytics: Top Ten Reports to Elevate Your Recovery Narratives**

**Tuesday, May 7, 2024**

**11:00 a.m.-12:00 p.m. CDT**



**2024 CDBG-DR Problem Solving Clinic  
May 7-9, 2024 | St. Louis, MO**

# Presenters



**Jerald Ferguson**

He/Him

HUD Office of Disaster  
Recovery



**Bruce Grant**

He/Him

HUD Office of Disaster  
Recovery

# Learning Objectives

- Attendees will identify the purpose and power of MicroStrategy Reports.
- Attendees will become familiar with the top ten most popular and useful reports.
- Attendees will be able to increase internal efficiency and analytical performance.

# Agenda

- Understanding the purpose and power of MicroStrategy Reports
- Review the top ten most popular and useful DRGR reports



# Disaster Recovery Grant Reporting System (DRGR)- High Level Overview

- Developed by HUD for grantees to access grant funds and report performance accomplishments for grant-funded activities
- Used to manage action plans, projects/activities, and quarterly performance reports (QPRs)
- Feeds into MicroStrategy to access a variety of customizable reports



# Understanding the Purpose and Power of MicroStrategy Reports



# Who Uses MicroStrategy Analytics Reports?

**GRANTEES**

**HUD GRANT  
MANAGERS**

**FINANCIAL  
ANALYSTS**

**HUD  
LEADERSHIP**

# Data Sources

**DRGR  
Action  
Plans**

**Perfor-  
mance  
Reports**

**External  
Data  
Sources**  
(i.e. HEROS, LOCCS)



# Have Dedicated Data Staff to Avoid the GIGO Effect



Garbage →  Garbage →





# Formulas and Visual Basic for Applications (VBA)

**Why use  
formulas  
and VBA?**



# Formulas and Visual Basic for Applications (VBA)

**Why use  
formulas  
and VBA?**

**Increase  
Efficiency**



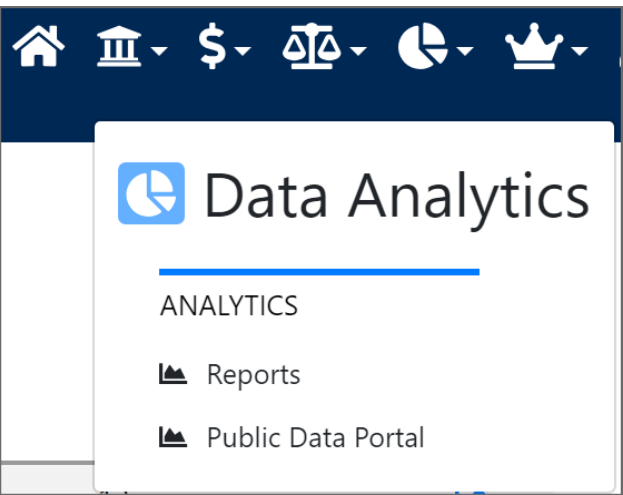
# Formulas and Visual Basic for Applications (VBA)

**Why use  
formulas  
and VBA?**

**Analyze  
and Solve  
Problems**

# Analytics – Shared Reports

Create a standardized form to capture required data elements.



 <b>CIR</b> Owner: Administrator Modified: 12/1/23 8:03:30 PM	 <b>Global Admin</b> Owner: Administrator Modified: 8/21/23 8:45:11 PM
 <b>Global Compliance</b> Owner: Administrator Modified: 1/14/23 8:24:51 AM	 <b>Global Finance</b> Owner: Administrator Modified: 8/22/23 12:25:55 PM
 <b>Global Grants</b> Owner: Administrator Modified: 9/6/22 10:17:25 PM	 <b>Global History</b> Owner: Administrator Modified: 9/6/22 10:17:21 PM
 <b>Global Performance</b> Owner: Administrator Modified: 1/2/24 1:22:48 PM	 <b>HUD Office</b> Owner: Administrator Modified: 3/8/23 3:44:54 PM
 <b>HUD Super Users</b> Owner: Administrator Modified: 2/24/23 8:35:28 AM	



# Overview of the Top Ten Most Popular and Useful DRGR Reports



# Using MicroStrategy Reports to Reduce Administrative Burden

- Provides actionable insights for HUD and grantees to help improve data quality and accuracy
- Offers a single source of information, so users spend less time formatting and compiling data, and more time analyzing
- Summarizes quantitative statistics to increase analytical efficiency



# Top Ten Activity Level Reports

01	A21 – End Dates and Environmental Status	06	F14 – HUD MID Thresholds
02	A32 – Activity Progress Narratives	07	F67 – Financial Summary
03	C14 – Flag Details	08	P23 – Area Benefit Census Activity Performance Data
04	F11 – Program Income Receipts	09	P33 – Housing Characteristics
05	F12 – Program Income Summary	10	P41 & P42 – Activity Performance Data

# A21 - End Dates and Environmental Status



## Report Benefits

- Provides the projected activity end date to help set expectations for HUD and grantees alike
- Provides the environmental status to ensure construction doesn't begin too soon, and ensures grantees maintain the grant status in DRGR

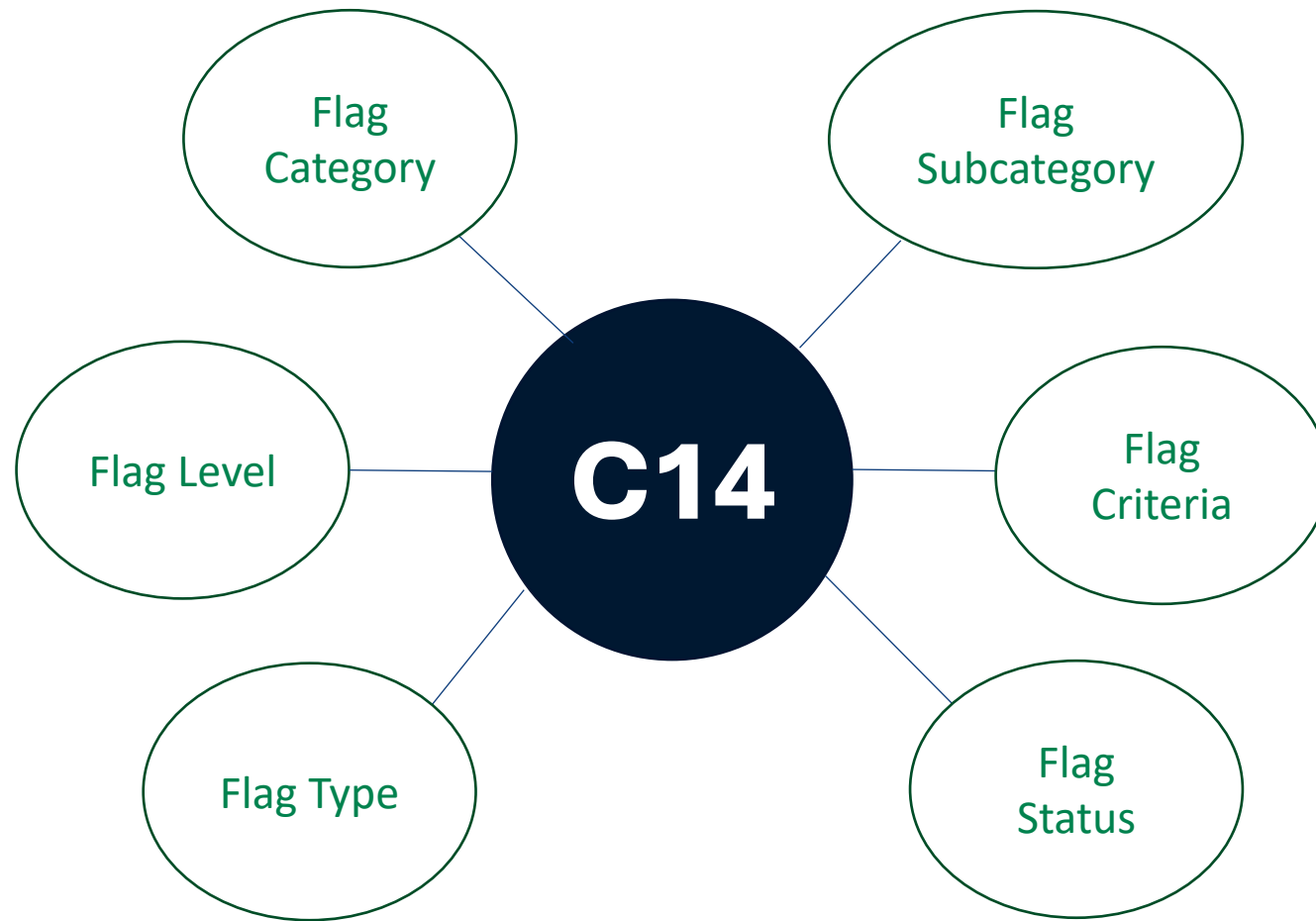
# A32 – Activity Progress Narratives



## Report Benefits

- Provides narratives in an easy to consume layout, which helps HUD understand the story of each activity
- Helps grantees compose their narratives to tell the story for each activity on a quarterly basis

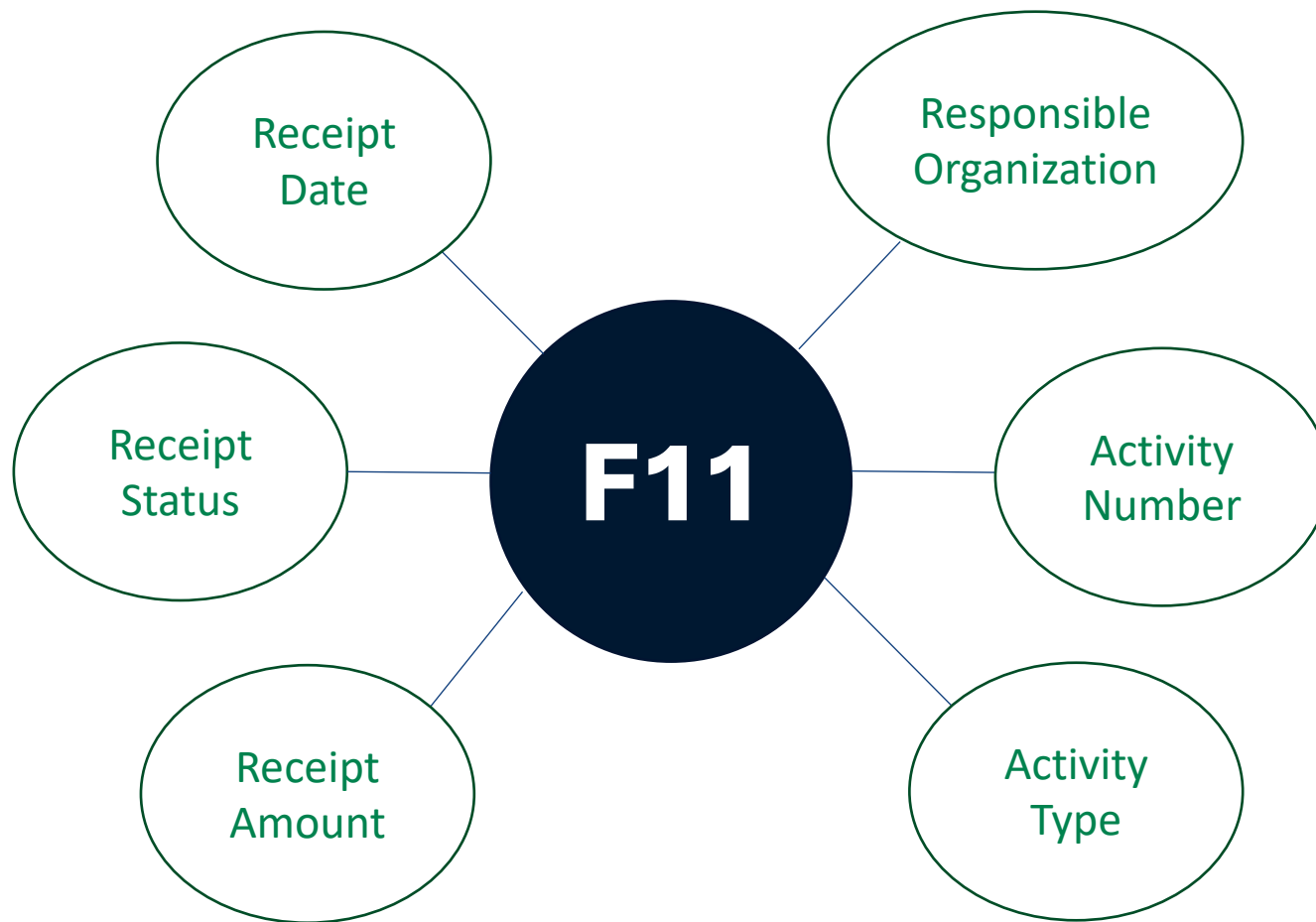
# C14 – Activity Level Flag Detail Report



## Report Benefits

- Provides a snapshot of data, which HUD reviews for accuracy
- Helps grantees maintain their data on a regular basis

# F11 - Program Income (PI) Receipts

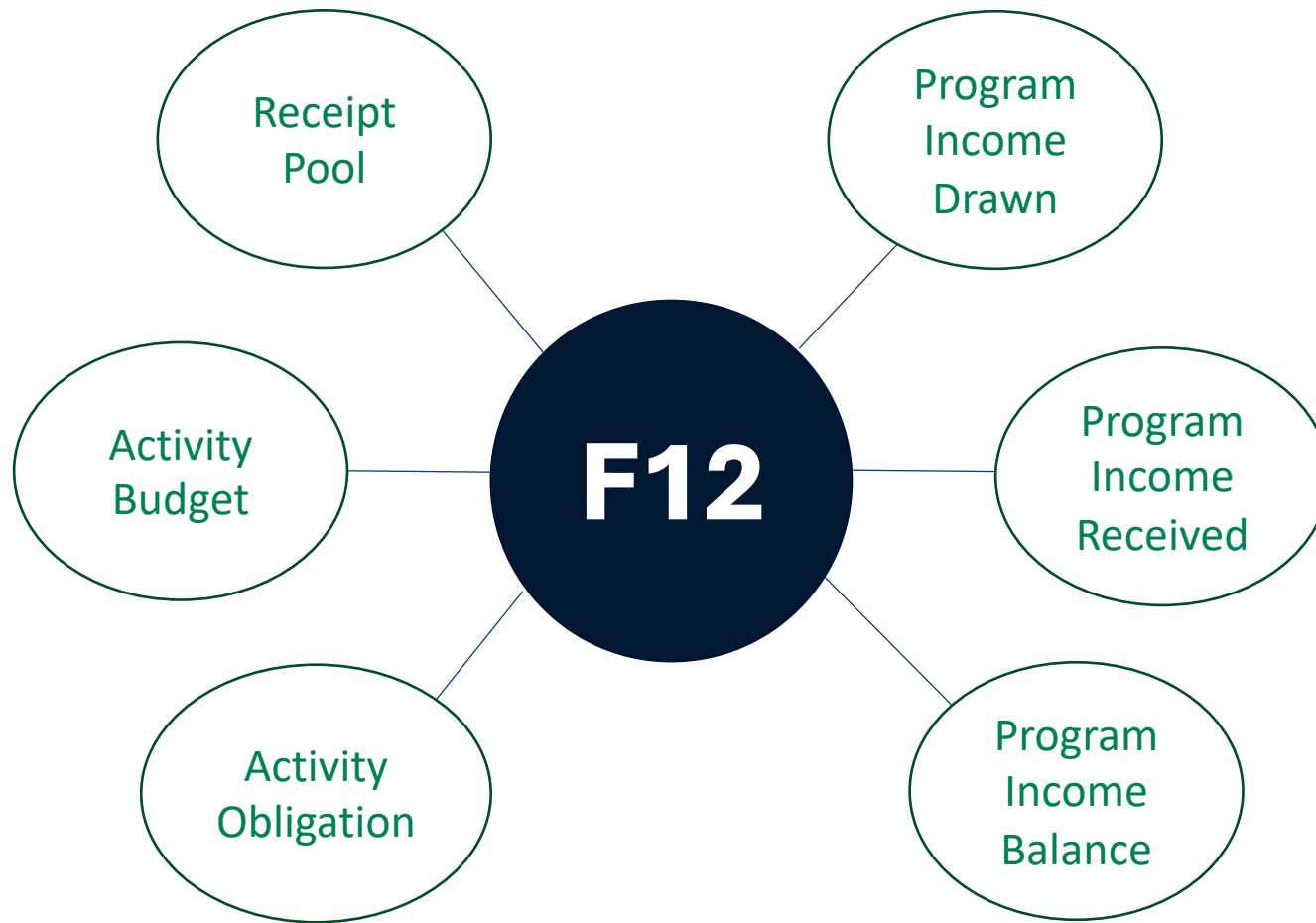


## Report Benefits

- Helps HUD follow the flow of PI for each activity
- Provides grantees a system to track program income receipts, ensuring PI is receipted on a timely basis



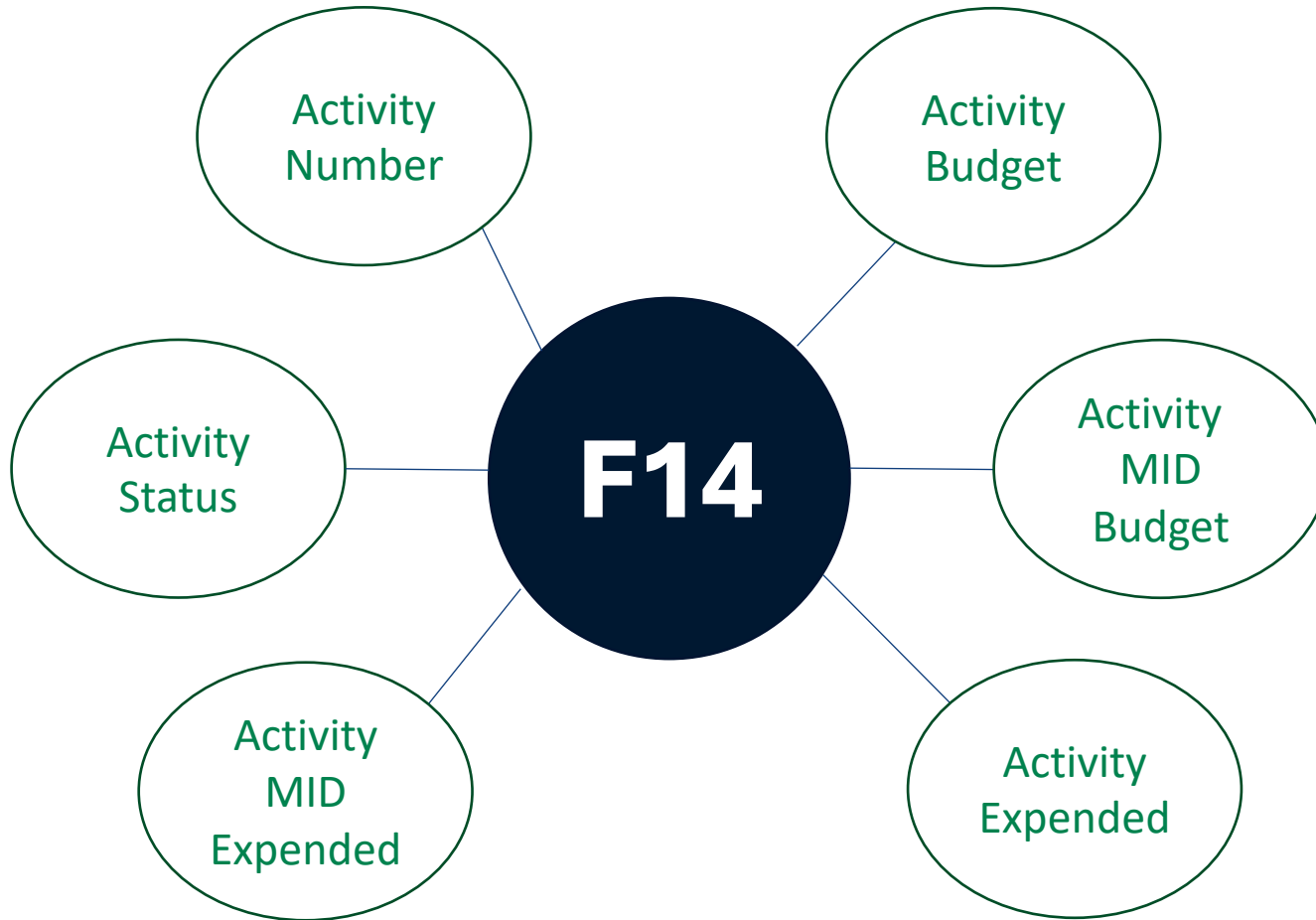
# F12 – Program Income (PI) Summary



## Report Benefits

- Allows HUD to follow the flow of grant funds and PI for each activity
- Affords grantees a system to track grant funds and PI for each activity on one report

# F14 – Most Impacted and Distressed (MID) Thresholds



## Report Benefits

- Provides HUD with current activity-level HUD MID financial information including budget and expended totals
- Utilized by grantees to help budget and expend funds in HUD MID areas

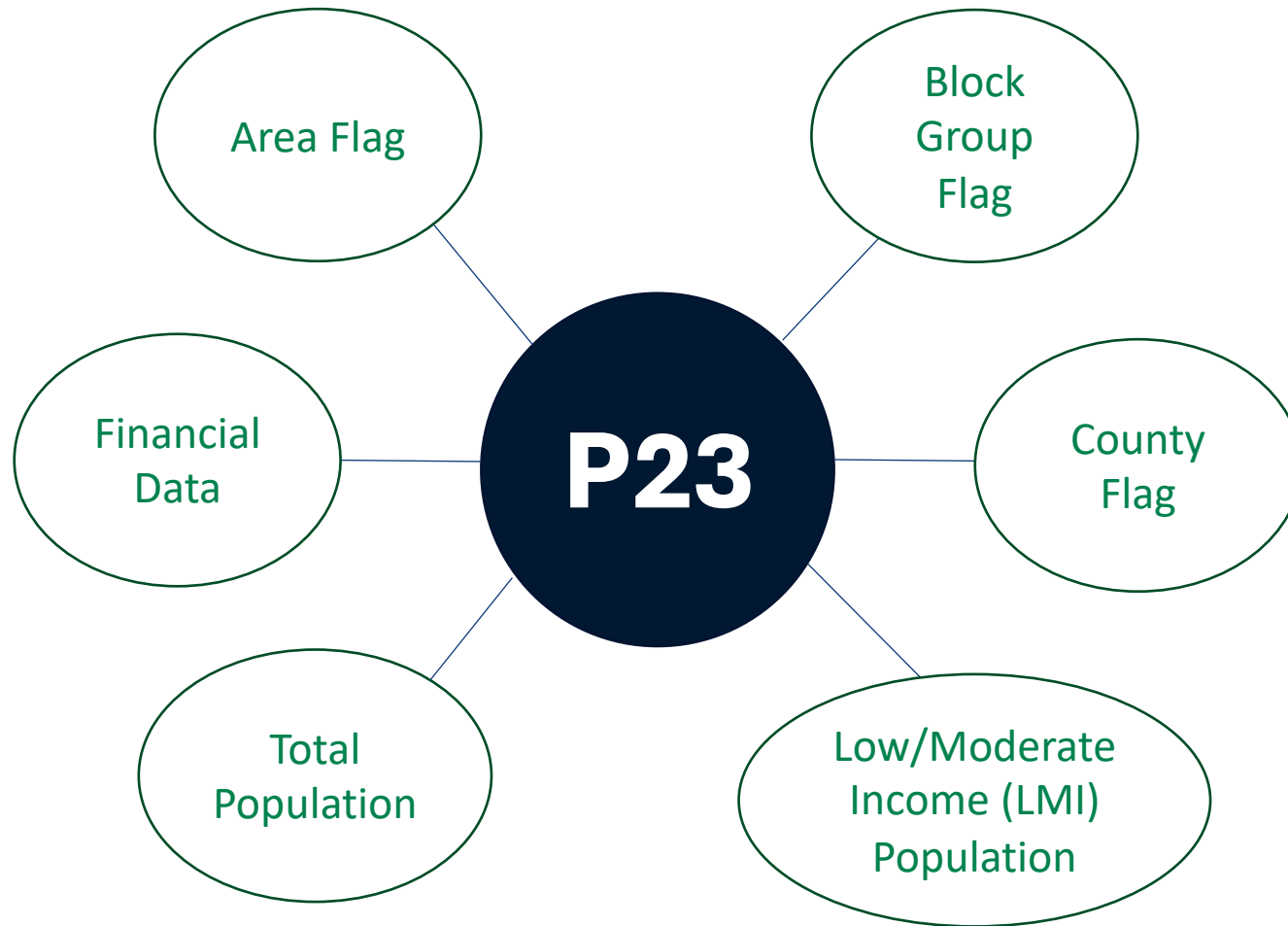
# F67 – Financial Summary (Activity Level)



## Report Benefits

- Provides HUD with current activity-level financial information including budget and disbursed totals
- Utilized by grantees as an activity-level financial tracking system to assist in managing grant and program incomes funds

# P23 – Area Benefit Census Activities



## Report Benefits

- Assists HUD with census data to ensure that low/mod targets will be met
- Provides grantees with activity-level low/mod area (LMA) populations data to ensure compliance of meeting thresholds for people served

# P33 – Household Characteristics for Direct Benefit Activities

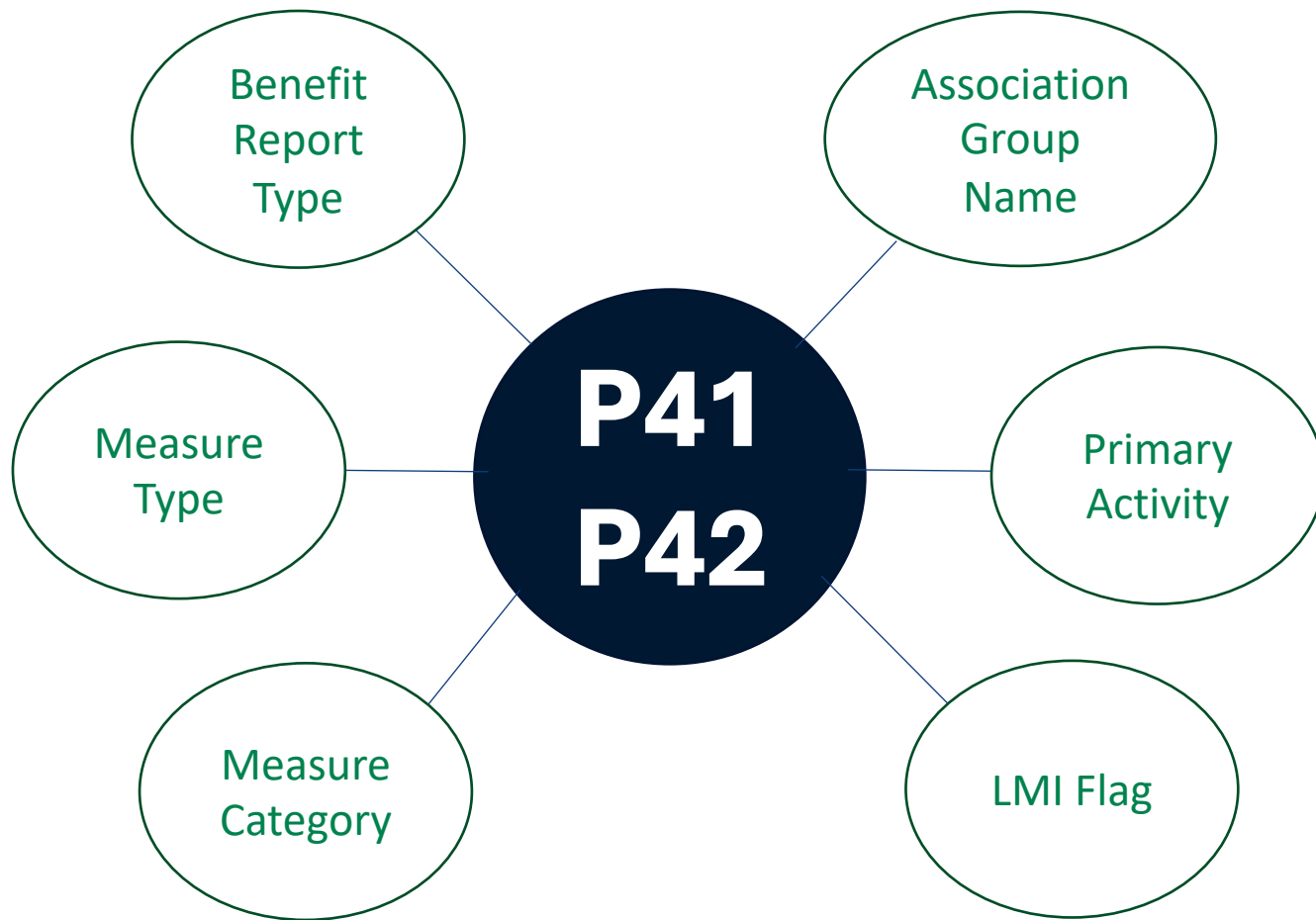


## Report Benefits

- Provides HUD with a point-in-time count of the number of households assisted by activity
- Allows grantees to keep a running total of direct benefit activities by tenure and ethnicity at the activity level



# P41 & 42 – Performance Measures (Activity Level)

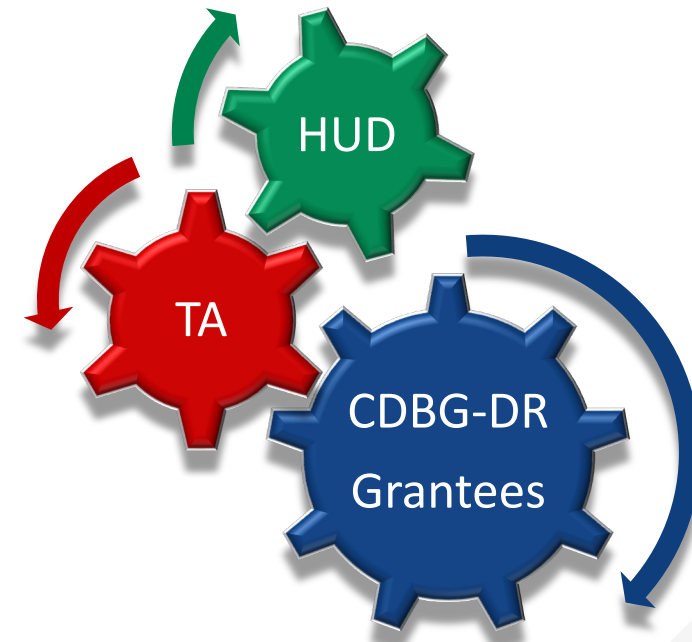
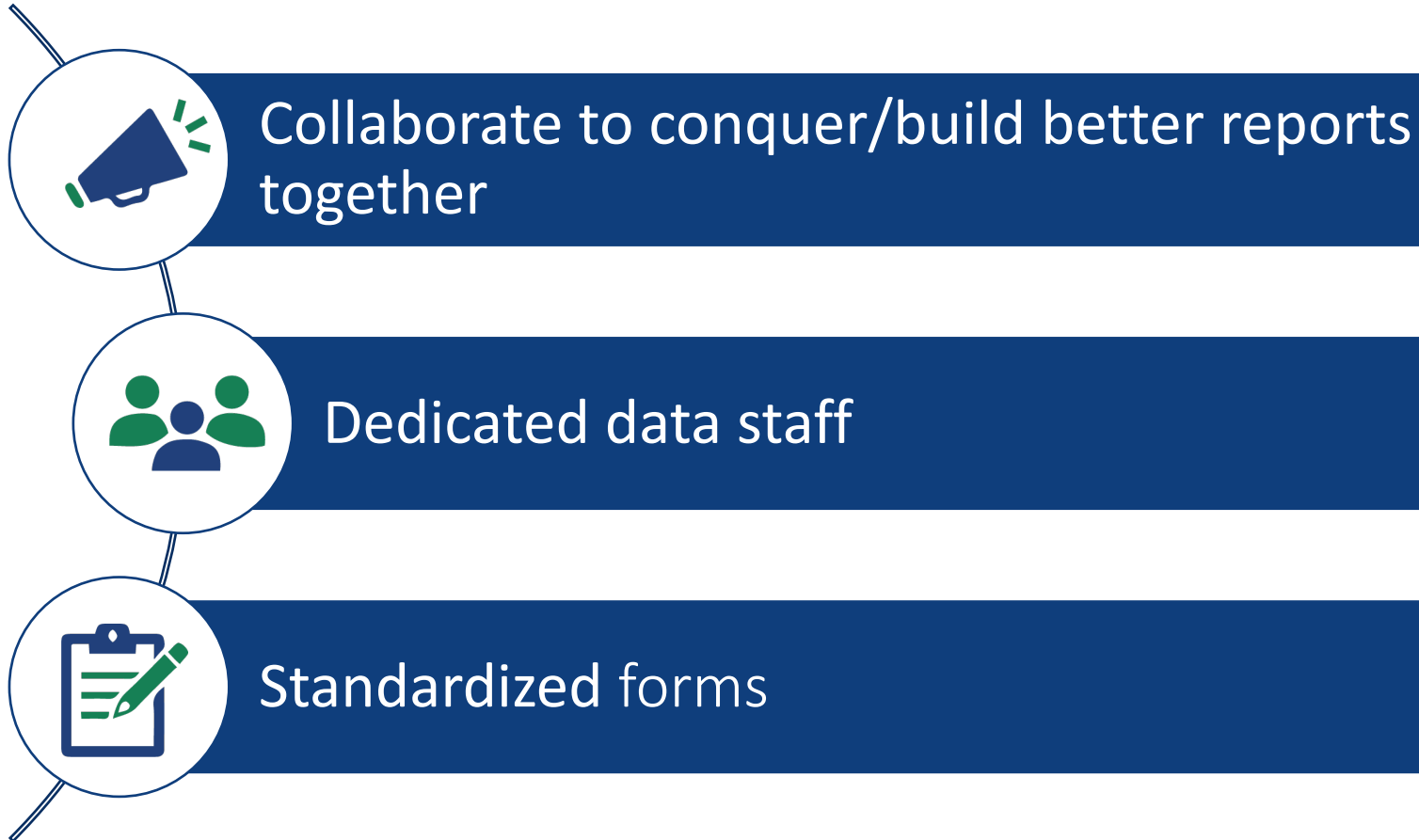


## Report Benefits

- Allows HUD to peruse the status and progress on projected performance measure goals by activity
- Assists grantees track the performance measure progress for each activity



# Reducing Administrative Burden Takeaways





# Questions and Answers



# Resources

- [DRGR: Disaster Recovery Grant Reporting System - HUD Exchange](#)
- [MicroStrategy Guides, Tools, and Webinars - HUD Exchange](#)
- [2023 DRGR Reports Module \(MicroStrategy\) Webinar for CDBG-DR System Users - HUD Exchange](#)

A photograph of the St. Louis Gateway Arch, a large stainless steel catenary arch, set against a backdrop of the St. Louis city skyline. The arch is the central focus, with various skyscrapers and the American flag visible in the background. The image is framed within a white, rounded hexagonal border.

# Thank You!

If you have any DRGR related questions, please refer to the DRGR manual (<https://www.hudexchange.info/resource/4915/drgr-user-manual/>).

You may also email Bruce Grant Grant ([bruce.grant@hud.gov](mailto:bruce.grant@hud.gov)) or Jerald Ferguson ([jerald.l.ferguson@hud.gov](mailto:jerald.l.ferguson@hud.gov)).

A photograph of the St. Louis skyline, including the Gateway Arch and various city buildings, framed within a white hexagonal border with a drop shadow.

# Next Session

**The next sessions will begin at 1:15 p.m. CDT**

CDBG-DR Basics and Beyond: Grand Ballroom DEF

A New American Dream: Resilient, Affordable Rental Housing: Grand Ballroom ABC