



# Clinic Day 3 Kick Off

Thursday, May 9, 2024  
9:00 a.m.-9:45 a.m. CDT

**2024 CDBG-DR Problem Solving Clinic**  
**May 7-9, 2024 | St. Louis, MO**

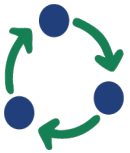


# Looking Back: Day 2 Recap

# Policy Corner: Decoding Complex Requirements and Shaping CDBG-DR Policy

- ODR's Policy Division posts guidance (e.g., Policy Bulletins) on [HUD.gov](https://www.hud.gov) to address complex requirements.
- Grantees don't have to start from scratch and have access to a variety of trainings, tools, and templates developed by TA providers on the HUD Exchange (e.g., [Disaster Recovery Tools and Templates Library](#)).
- For unique disaster recovery needs, grantees should explore requesting a waiver and/or alternative requirement if certain CDBG-DR requirements are hampering their recovery and mitigation efforts.

# Strengthening Disaster Preparedness with CDBG-DR Funding



- Get to know your community – if you have relationships in the emergency management support functions, you are well positioned to collaborate on data and resources.
- Being part of on-going preparedness work will allow you to have a head start on programming CDBG-DR funding.
- Up to 15% of CDBG-DR funds can be utilized for planning eligible activities. Think of these resources as opportunities. Planning leads to efficiencies in operations and service delivery.
- Up to 15% of CDBG-DR funds may be utilized for public services. Establish a process to manage these resources and connect them to direct recovery programs.

# Making the Most of Your Unmet Needs Assessment

- Include a broad range of stakeholders and recovery sectors to permit maximum funding flexibility.
- Plan your unmet needs assessment so it can inform your duplication of benefits analysis later.
- Treat the unmet needs assessment as an opportunity to promote equitable recovery and to design programs that fulfill grantee AFFH obligations.
- Build unmet needs re-assessment into your program from the very beginning.





# Empowering Your Community through Workforce Development Initiatives



## Commonwealth of Puerto Rico

Workforce Training Program & Small Business Incubator and Accelerators Program



## Commonwealth of Northern Marianas Islands

Technical School Scholarship Program



## State of Florida

Florida International University-Construction Trades Certificate Program

## Maximizing Mitigation: Showcasing Mitigation Activities and Approaches

- Consider allocation amount when determining how to use the CDBG-DR mitigation set-aside.
  - Leveraging mitigation funds with existing recovery funding and programs (CDBG-DR, FEMA).
- Consider the mitigation needs assessment and staff experience when deciding which eligible activities and programs to offer.

# Strengthening Coordination with Indian Tribes in Disaster Recovery



## Improving CDBG-DR Grantee's Coordination and Communication with Tribes

This presentation educates grantees on how to effectively coordinate and communicate with Indian Tribes and tribal leadership.

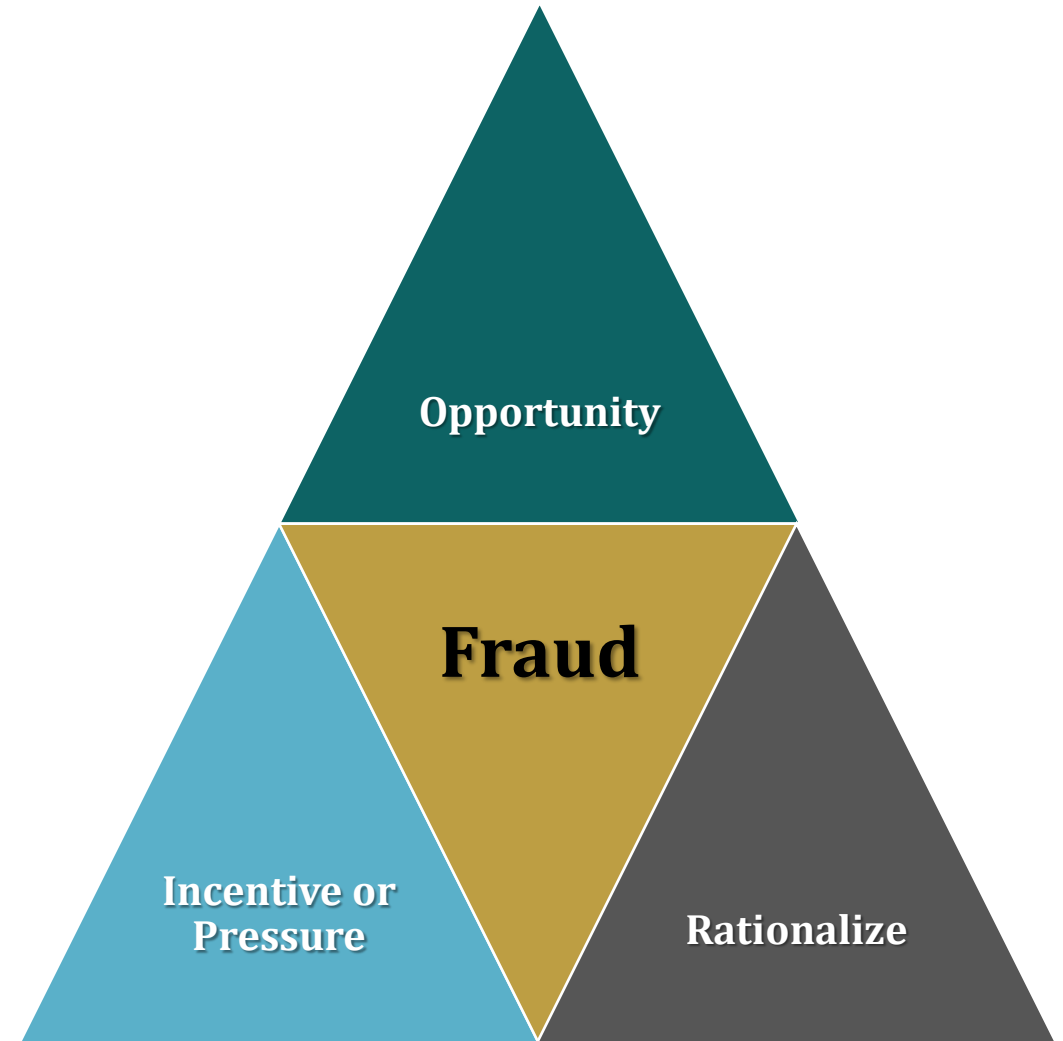


# Mitigation Needs Assessment: Climate Services

- When identifying current and future risks for a mitigation needs assessment, pull information from your state or local FEMA-approved Hazard Mitigation Plan (HMP).
- To further inform a mitigation needs assessment, simply extract local hazard data from federal tools, such as NOAA's Climate Mapping for Resilience & Adaptation ([CMRA](#)) [Assessment Tool](#) and FEMA's [National Risk Index](#).

# Fraud Risk Management-An Overview

Why does fraud happen?



# Effective Anti-Displacement Strategies to Safeguard Communities During Recovery



- Information collected early in the Action Plan development and program launch phases helps inform ongoing outreach to individuals and households vulnerable to displacement.







- Utilize Anti-displacement strategies. These are not just planning requirements; they make your implementation easier. They are plans that help inform specific offerings and services.



- Engage community members in their own recovery and devise collaboratively plans to address risks and vulnerabilities.

# Looking Forward: Today's Agenda

9:00 a.m. – 9:45 a.m. CDT	<b>Clinic Day 3 Kick Off</b> Grand Ballroom DEF			
9:45 a.m. – 10:45 a.m. CDT	<b>Flood Insurance and Its Role in Recovery</b> Grand Ballroom DEF	<b>Empowering Economic Revitalization: Leveraging Synergy, Partnership, Equity, and Resilience</b> Grand Ballroom ABC	<b>Resource Room: Room for Everyone: Reasonable Accommodations and Fair Housing in the Wake of Disasters</b> Midway 6 	<b>One-on-one Appointment #7</b> Midway Suites 1-5
10:45 a.m. – 11:00 a.m. CDT	<b>Break</b>			
11:00 a.m. – 12:00 p.m. CDT	<b>Navigating Compliance to Detect and Prevent a Duplication of Benefits</b> Grand Ballroom DEF	<b>Streamlining Procurement and Contractor Management in CDBG-DR Home Repair Programs</b> Grand Ballroom ABC	<b>Resource Room: Streamlining CDBG-DR-funded Business Recovery and Revitalization Programs</b> Midway 6 	<b>One-on-one Appointment #8</b> Midway Suites 1-5
12:00 p.m. – 1:15 p.m. CDT	<b>Lunch</b>			
1:15 p.m. – 2:15 p.m. CDT	<b>Advancing Local Resilience: Explore Opportunities to Leverage CDBG-DR Funds</b> Grand Ballroom DEF	<b>Enhancing Accessibility: Navigating Reasonable Accommodations in Housing</b> Grand Ballroom ABC	<b>One-on-one Appointment #9</b> Midway Suites 1-5	
2:15 p.m. – 2:45 p.m. CDT	<b>Break</b>			
2:45 p.m. – 3:00 p.m. CDT	<b>2024 CDBG-DR Problem Solving Clinic Closing Remarks</b> Grand Ballroom DEF			
3:00 p.m. – 4:00 p.m. CDT	<b>Grantee Clinic Wrap Up With Your Grant Manager</b> Grand Ballroom DEF 			
<div><div><div>KEY</div><div></div></div><div>In-Person Only</div><div>General Session/Breakout 1</div><div>Breakout 2</div><div>Resource Room</div><div>One-on-one Appointments</div></div>				

# We Want to Hear from You!

Visit the Resource Room to post a question in the Parking Lot.

## **Topic of the Day:**

What remaining questions do you have?







# Networking

## In-person

### Graffiti Wall

Mix up your tables, make some new friends, and respond to one, or all, of the prompts.

## Virtual

### Word Cloud

Follow the link in the chat and respond to the three prompts.

# Virtual Instructions: Word Cloud

- Follow the links to respond to the prompts.
- Completed word clouds will be printed and posted with the graffiti wall.

# In-Person Instructions

- Using the sticky note and markers at your table, work as a group to respond to one or all of the prompts.
- Be creative as you would like!

# Networking Prompts

1. What did you enjoy most about the Clinic this year?
2. What ideas/concepts will you be implementing upon your return?
3. What are some of the new concepts that you learned?



# Networking will end at 9:40 a.m. CDT.

**The next sessions will begin at 9:45 a.m. CDT.**

Flood Insurance and Its Role in Recovery: Grand Ballroom DEF

Empowering Economic Revitalization: Leveraging Synergy, Partnership, Equity, and Resilience: Grand Ballroom ABC

\*Virtual attendees: Stay here for the next session (i.e. the Zoom link does not change).

A photograph of the St. Louis Gateway Arch is framed within a white, irregular hexagonal shape on the left side of the slide. The arch is a large, white, catenary-shaped structure that dominates the skyline. In the background, other city buildings and the American flag are visible under a clear sky.

# Thank You!

If you have any questions, please feel free to send an email to ODR's Policy Division at [ODRPolicyDivision@hud.gov](mailto:ODRPolicyDivision@hud.gov).

This material is based upon work supported, in whole or in part, by Federal award number D-23-TA-MD-0024 awarded to FirstPic, Inc. by the U.S. Department of Housing and Urban Development. The substance and findings of the work are dedicated to the public. Neither the United States Government, nor any of its employees, makes any warranty, express or implied, or assumes any legal liability or responsibility for the accuracy, completeness, or usefulness of any information, apparatus, product, or process disclosed, or represents that its use would not infringe privately-owned rights. Reference herein to any individuals, agencies, companies, products, process, services, service by trade name, trademark, manufacturer, or otherwise does not constitute or imply an endorsement, recommendation, or favoring by the author(s), contributor(s), the U.S. Government or any agency thereof. Opinions contained herein are those of the author(s) and do not necessarily reflect the official position of, or a position that is endorsed by, HUD or any Federal agency.